

Biomass-Derived Porous Carbon: Synthesis and Application for Energy Conversion and Storage

Hong Liu, Shuai Liu and Lei Liu*

School of Materials Science and Engineering, Shandong University of Science and Technology, Qingdao 266590, China.

*Correspondence to: Lei Liu, School of Materials Science and Engineering, Shandong University of Science and Technology, Qingdao 266590, China. Email: liulei@sdust.edu.cn

Received: January 12, 2023; Accepted: February 28, 2023; Published Online: March 9, 2023

Citation: Liu H, Liu S and Liu L. Biomass-Derived Porous Carbon: Synthesis and Application for Energy Conversion and Storage. *Advanced Materials Science and Technology*, 2023;5(1):0511809.

<https://doi.org/10.37155/2717-526X-0501-1>

Abstract: The conversion of biomass to carbonaceous materials have received wide attention these years. In particular, biomass-derived carbons demonstrate great potential as electrodes for different energy storage system due to their various architectures, low cost, and renewability. This review provided the recent progress in the synthesis and application of biomass-derived carbons and their hybrids as electrodes for energy storage. Various carbon structures including spheres, 1D fiber/tube, 2D sheets, 3D hierarchical porous carbon have been acquired from various biomass through different activation methods. Owing to their devise composition and morphology, the biomass-derived carbon materials are employed as electrodes for supercapacitors, metal-ion batteries and Li-S batteries. Finally, conclusions and outlook trends to the future development of biomass-derived carbons are proposed.

Keywords: Biomass; Porous carbon; Electrodes; Energy storage

1. Introduction

Biomass refers to all living organic matter that grows using photosynthesis, including animal plant microorganisms, such as wood, straw, plant flowers, seeds, animal hides, and dung are all biomass^[1,2]. With an annual global production of 100 billion tons and a wide variety of species, it has the advantages of being environmentally friendly, recyclable, rich in content, and non-toxic, so it has

been chosen as an ideal carbon precursor. However, the current utilization rate of biomass is not high, and it is often simply incinerated, which not only causes waste of resources but also aggravates the environmental pollution. It is imperative to use waste biomass materials to produce high value-added carbon materials.

Biomass-based porous carbon is a carbon material prepared from biomass as a precursor, which has the



© The Author(s) 2023. **Open Access** This article is licensed under a Creative Commons Attribution 4.0 International License (<https://creativecommons.org/licenses/by/4.0/>), which permits unrestricted use, sharing, adaptation, distribution and reproduction in any medium or format, for any purpose, even commercially, as long as you give appropriate credit to the original author(s) and the source, provide a link to the Creative Commons license, and indicate if changes were made.

advantages of high specific surface area, economical, non-toxic, low pollution, and sustainability, and has been used in various fields worldwide, such as soil improvement, energy storage, seawater purification, and adsorption^[3]. In the published literature in the field of energy storage, grapefruit^[4], lemon^[5], lignin^[6], popcorn^[7], chitosan^[8], orange peel^[9], sunflower stalk^[10], camellia pollen^[11] and popcorn^[12] have been investigated as carbon precursors to achieve heteroatom-doped porous carbon materials by using the porous structure and the abundant nitrogen and sulfur contents in biomass materials.

For biomass-derived carbon materials as electrode for energy storage, four main advantages are summarized as follows: (1) The prepared carbon materials can acquire the unique pore structure of biomass materials. i.e. the interconnected hierarchical pores provide a pathway for the rapid transport of electrolyte ions during the charging and discharging process and reduce the ion diffusion resistance. (2) Biomass contains abundant heteroatoms, such as nitrogen, phosphorus and sulfur atoms, thus porous carbons obtained using biomass as precursors can achieve in situ self-doping of heteroatoms and form defects during carbonization, which is conducive to improve their electrochemical performances, to reduce the contact angle of the liquid electrolyte surface, and also to provide partial pseudocapacitance. (3) Biomass-derived carbons fabricated from diverse bio-precursors through carbonization, activation, and purification induced versatility in final products. In addition, other compounds can be easily incorporated during the conversion process which further enhance the electrochemical performances. (4) The reuse of waste biomass materials creates revenue while reducing the waste of resources and environmental pollution. The utilization of biomass meets the general requirements for green and sustainable development nowadays, and its derived carbon materials are widely used and need to be investigated in depth in various fields.

2. Synthesis Methods

The use of biomass as the source of carbon materials always requires pretreatment processes, which is vital to develop pore structure at the initial stage. For example, cellulose, hemicellulose, and lignin are three main components in agricultural residues and forest-

based materials. Various pretreatment techniques, such as physical (mechanical milling/freezing/plasma treatment)^[13,14], chemical (acid/alkali treatment)^[15,16], biological, and hybrid methods, have been applied firstly to slit the complex structure to lignocellulose or diverse derivatives, and thus improve the subsequent bioconversion process^[17].

The transformation of biomass to carbon materials requires a high temperature oxygen-free environment, usually using inert gases as protectors, such as N₂ and Ar. During pyrolysis process, the abundant oxygen functional groups in cellulose and hemicellulose can decomposed to water, carbon dioxide and carbon monoxide, and produce micropores. When KHCO₃ was introduced, the dehydration condensation between hydroxyl groups in cellulose and hemicellulose favors the formation of macropores. Lignin is a three-dimensional polymer containing large number of chemically inert aromatic units and always produce a nonporous carbon material. When lignin was less than 50%, hierarchical micro-meso-macroporous structure can be obtained through pyrolysis a mixture of cellulose, hemicellulose, and lignin^[18,19]. To enrich the porous structure, different activation methods are used to activate the carbon materials obtained from the initial pyrolysis. The main methods used are physical activation method, chemical activation method, and molten salt method. Different types of carbonaceous materials, such as graphene, carbon quantum dots, and porous carbon, can be obtained from biomass materials, depending on the synthesis and processing routes.

2.1 Physical Activation Method

The physical activation method can be divided into two steps, the initial pyrolysis in the first step and the activation process in the second step. The raw material is first treated and converted into carbon material by high temperature treatment, after which the carbon material is placed in oxidizing gas (CO₂, air, water vapor) for activation to increase its specific surface area^[20]. The physical activation process is simple, low cost, and avoiding the use of chemical reagents^[21].

For example, Sivagaami *et al.*^[22] prepared mesoporous/macroporous carbon (HFPC) using hemp fiber as raw material by CO₂ activation method. The raw material was first pre-carbonized at a low temperature of 300 °C in a tube furnace and then activated by passing CO₂ at 900 °C. The changes in the morphology and electrochemical properties

of the porous carbon at different activation times (10 h, 20 h, and 30 h) were investigated. The results indicated that the macropore size exhibited an increasing trend with the activation time. The macropore size of HFPC-10, HFPC-20, HFPC-30 is 0.2-1 μm , 1-2 μm and 2-5 μm , respectively (**Figure 1a-1c**). Higher magnification FESEM revealed the meso pore size of 2-7 nm (**Figure 1d-1f**). The oxygen atom content decreased with the increase of activation time (**Figure 1g-1i**). The specific surface area of the prepared porous carbon HFPC-30 reaches $1060 \text{ m}^2 \cdot \text{g}^{-1}$, and the

interconnected hierarchical pores facilitate the rapid ion transfer and the interaction between the active electrode and the electrolyte. The symmetric device exhibits a high specific capacitance of $457 \text{ F} \cdot \text{g}^{-1}$ and the cycling stability can remain 85% after 10,000 cycles. Banana flesh can be converted to N-doped carbon aerogel through carbonization and CO_2 activation^[23]. The specific surface area and pore size of the carbon aerogels could be modulated by tuning the CO_2 activation time. A high surface area of $1415 \text{ m}^2 \cdot \text{g}^{-1}$ were obtained.

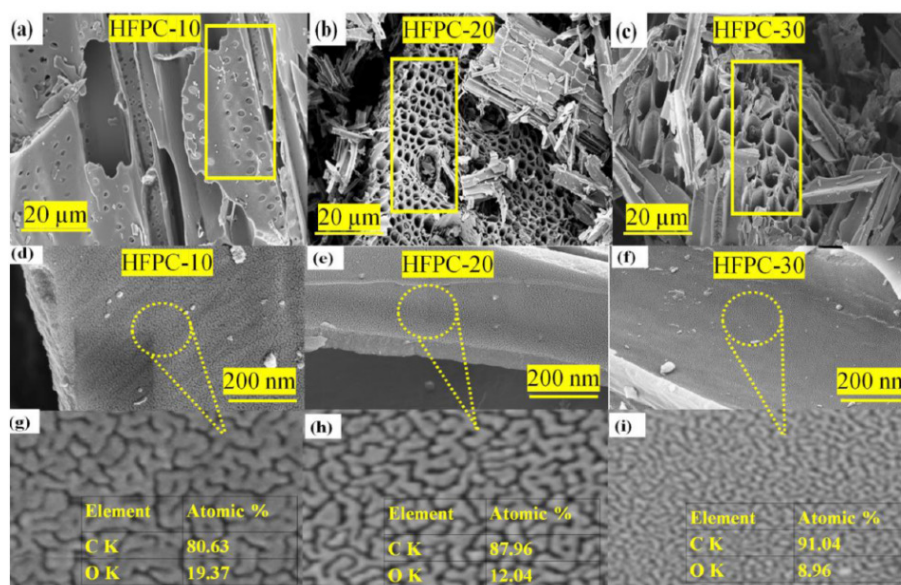


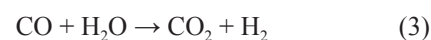
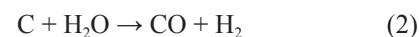
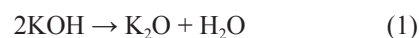
Figure 1. (a-c) FESEM images of HFPC-10, HFPC-20, HFPC-30; (d-e) corresponding magnification FESEM image; (g-i) EDAX spectra^[22]

2.2 Chemical Activation Method

Chemical activation method, which mainly using KOH, ZnCl_2 , H_3PO_4 , as activators, is the most common method to obtain porous structures by mixing activators and carbon precursors at high temperature under dry or wet conditions. Compared with physical activation method, the chemical activation method does not require the participation of oxidizing gases, which makes it easier to control the pore morphology and size^[24]. In addition, the chemical activation method requires lower activation temperature and mild activation process, thus results in a higher carbon yield^[25,26]. Therefore, this method has received a lot of interest from researchers these years.

Basic activators mainly contain KOH, NaOH, and the weakly basic K_2CO_3 , KHCO_3 , and Na_2CO_3 . Among the activators mentioned above, the porous

carbon prepared using KOH as activator has the largest specific surface area, and the study of its reaction mechanism has received much progress. It is now generally agreed that there is a series of reactions as follows^[27]. The carbon atoms in the precursor react with water molecules to produce H_2 , CO , and CO_2 , and then at high temperatures the C react with potassium salts to form potassium vapor, and the metal potassium is inserted into the carbon lattice to produce a pore structure and increase the reactive sites.





For example, Zheng *et al.*^[28] obtained oxygenated micro-mesoporous porous carbon (ACF) using waste kapok as raw material and KOH as activator (**Figure 2**). One of the samples, ACF-4.5, exhibited a large specific surface area of $1904 \text{ m}^2 \cdot \text{g}^{-1}$. The specific capacitance exhibited $286.8 \text{ F} \cdot \text{g}^{-1}$ at $1 \text{ A} \cdot \text{g}^{-1}$. Gao *et al.*^[29] used glucose as the carbon precursor, which was first hydrothermally pretreated with melamine and then wet mixed with KOH at $800 \text{ }^\circ\text{C}$ for activation. The specific surface area of the obtained nitrogen-doped porous carbon was $1197 \text{ m}^2 \cdot \text{g}^{-1}$.

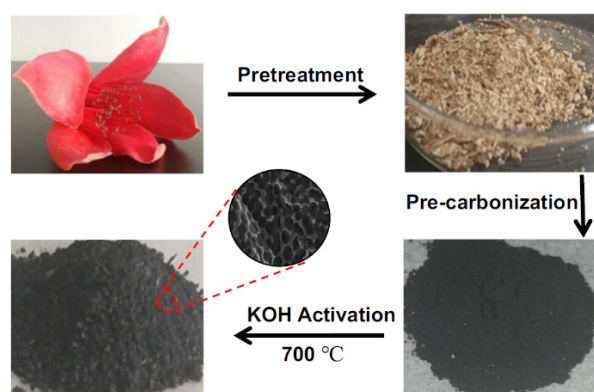


Figure 2. Schematic of kapok producing porous carbon^[28]

Neutral activators including ZnCl_2 , MgCl_2 , CaCl_2 , are demonstrated to activate biomass through the oxidation mechanism, the metal cations in the activator react with carbon atoms through reduction reaction to produce a pore structure. As for ZnCl_2 ,

the impregnated ZnCl_2 in the carbon matrix causes carbon precursors to be charred and aromatized by dehydration, and pores are created. When the activation temperature is higher than the melting point of ZnCl_2 (556 K), liquid ZnCl_2 with mobility is obtained. Further increasing the activation temperature to the boiling point of ZnCl_2 (1003 K), interactions between carbon atoms and Zn species occur, leading to a significant widening of the carbon intercalation and the generation of pores in the carbon matrix^[30,31]. Meanwhile, the metal-bonding compounds occupy the space of the carbon substrate, which can be removed by acid etching and then porous structures is produced. Gao *et al.*^[32] prepared three-dimensional nitrogen-doped multilayer pore carbon aerogel (NPCA) by using ZnCl_2 as activator to activate chitosan aerogel through chelation reaction and freeze-drying procedure (**Figure 3**). The NPCA exhibited a large specific surface of $2529 \text{ m}^2 \cdot \text{g}^{-1}$ and a three-dimensional network structure, in which the micropores and mesopores distributed on the carbon matrix were interconnected. This structure created more active sites for ion adsorption and provided a smooth pathway for ion diffusion. The NPCA-assembled symmetric supercapacitor exhibits good electrochemical performance and high energy density of $6.8 \text{ Wh} \cdot \text{kg}^{-1}$ at $251 \text{ W} \cdot \text{kg}^{-1}$ power density. The supercapacitor devices showed excellent cycling performance with only 1% loss of performance after 10,000 cycles.

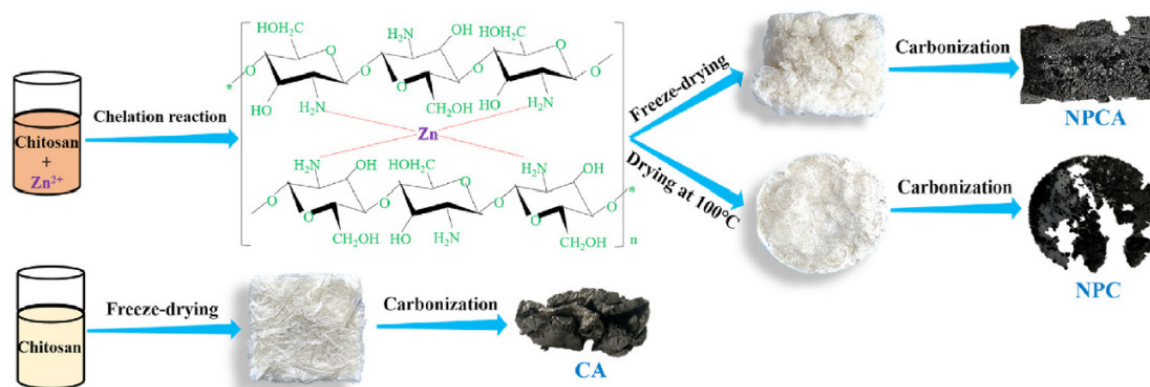


Figure 3. The schematic synthesis routes of NPCA^[30]

Acid activators are mainly represented by H_3PO_4 . In the study of its activation mechanism, it is widely accepted that H_3PO_4 plays five roles in the activation of biomass materials^[24]: promoting hydrolysis,

catalyzing dehydration, promoting cross-linking, promoting aromatization, and porogenesis. H_3PO_4 as a protonic acid facilitates the swelling, solubilization, and dissolution of cellulose, hemicellulose, lignin, and

polysaccharides in the feedstock. The hydroxide can be removed as water vapor by the action of H_3PO_4 . In addition, H_3PO_4 inhibits the production of tar and results in a higher aromatization in the obtained carbon material. Pore structure formed after subsequent removing of phosphoric/carbon composite. It was proved that low H_3PO_4 doses produced microporous carbon, while high H_3PO_4 doses produced mesoporous carbon.

Carbon aerogels with different morphological and structural characteristics have been prepared through a freeze-drying-carbonation-activation process using chitosan as raw material^[33]. In contrast to the lamellar and disordered microporous structure of the unactivated carbon aerogel, the carbon aerogel activated using phosphoric acid exhibited a three-dimensional honeycomb structure and a specific surface area of $1475 \text{ m}^2 \cdot \text{g}^{-1}$. Also, it contained nitrogen and phosphorus heteroatoms and exhibited the largest pseudocapacitance content (37.6%). A specific capacitance of $416 \text{ F} \cdot \text{g}^{-1}$ was exhibited at $1 \text{ A} \cdot \text{g}^{-1}$ in the $1 \text{ M H}_2\text{SO}_4$ electrolyte system.

The physical activation method, which usually requires a high reaction temperature, refers to the reactions between the substrate and the gas molecules. These reactions give rise to the pore creation and development. Thus, the formation of pore structures is accompanied by elimination of large amount of internal carbon mass. In contrast, the temperature used in chemical activation is much lower. The activator acts as a dehydrating agent, influencing pyrolytic decomposition and inhibiting tar formation, thus higher carbon yield always obtained. However, chemical activation methods also have disadvantages such as an additional step is always needed to remove residual inorganic material, which causes serious contamination problems. Moreover, milder activators are needed to enhance the carbon yields.

2.3 Molten Salt Method

The molten salt method uses a salt with low melting point as the heat transfer medium to prepare porous carbon. The biomass raw materials used are first mixed with the salt, then carbonized at high temperature, and finally cleaned to obtain the target porous carbon. The molten salt used can be recycled, and this method is relatively simple and can be used to regulate the pore

size, which has received widespread attention. For example, Nadia *et al.*^[34] prepared hierarchical porous carbon with a specific surface area of $914 \text{ m}^2 \cdot \text{g}^{-1}$ using glucose as carbon precursor and KCl/ZnCl_2 as molten salt medium. Bassey *et al.*^[35] prepared porous carbon using onion as the carbon source and KCl molten salt as the template. They investigated the effect of molten salt on the morphology of porous carbon by adjusting the ratio of molten salt to carbon source. The analogous wool fiber can be transferred into honeycomb-like porous carbon via LiCl/KCl/KNO_3 templates-carbonization method^[36].

3. Morphology Control

Based on the diverse macrostructures of biomass materials, the biomass-derived carbon materials show diverse nanostructures ranging from zero to three dimensions. Spherical structures, nanofibers/nanotubes, and hierarchical porous structure can be fabricated.

3.1 Spheres

Hydrothermal treatment is the most commonly used approach to prepare spherical carbon materials. Wang *et al.*^[37] fabricated porous carbons with N-doping and high surface area by hydrothermal treatment of a mixture containing brewer's yeast powder, ferric chloride, and ammonium hydroxide. They demonstrated that the addition of iron is crucial to the formation of spherical morphology. Li and co-workers^[38] employed biomass glucose as precursor and urea as the nitrogen source to obtain N-doped porous carbon spheres for $\text{CO}_2/\text{CH}_4/\text{N}_2$ separation. Glucose was first converted into hydrochar spheres after hydrothermal carbonization. Porous carbon spheres with diameter of 100-200 nm could be obtained after CO_2 activation (**Figure 4**). Zhao groups^[39] converted coconut oil to carbon nanoparticles through a flame deposition method. The carbon nanoparticles had a quasi-spherical morphology with particle size of 40-50 nm. After treating with piranha solution, large number of carboxylic groups can be anchored on the surface of the carbon nanoparticles. By using biomass amylose as carbon source, Li and co-worker^[40] proposed a multistep pyrolysis route to prepare spherical hierarchical porous carbon materials. The final carbon spheres had a macrohollow core and a microporous shell with a size of 2-10 μm and high surface area of $672 \text{ m}^2 \cdot \text{g}^{-1}$.




Figure 4. SEM images of (a) as-obtained hydrochar spheres (diameter of 360 nm); (b) carbon spheres activated by CO₂ (diameter of 310 nm); (c) carbon spheres obtained by CO₂ activation and urea modification (diameter of 180 nm); (d) N-doped porous carbon spheres modified by urea (diameter of 200 nm). Reproduced with permission from Ref. [38]

3.2 Fibers

Carbon nanofibers as a typical one-dimensional carbon nanomaterial have been widely applied in the area of energy storage owing to their large surface area and high electrical conductivity. Designing hierarchical porous structure on the surface of carbon fibers favors ion diffusion and enhance the energy storage performances. N-doped porous carbon nanofibers was fabricated through carbonization of electrospun

alginate nanofibers (A-NFs)^[41]. A-NFs were first prepared by electrospinning the alginate and PEO (Figure 5a) followed by immersed in a Co²⁺ alcohol solution to conduct an “egg-box” structured cobalt alginate nanofibers. Mesopores with pore size of 10-40 nm can be created at the surface of N-doped carbon nanofibers by elimination of Co contents (Figure 5b-5c). In addition, N-doping and graphitization structure can also be obtained.

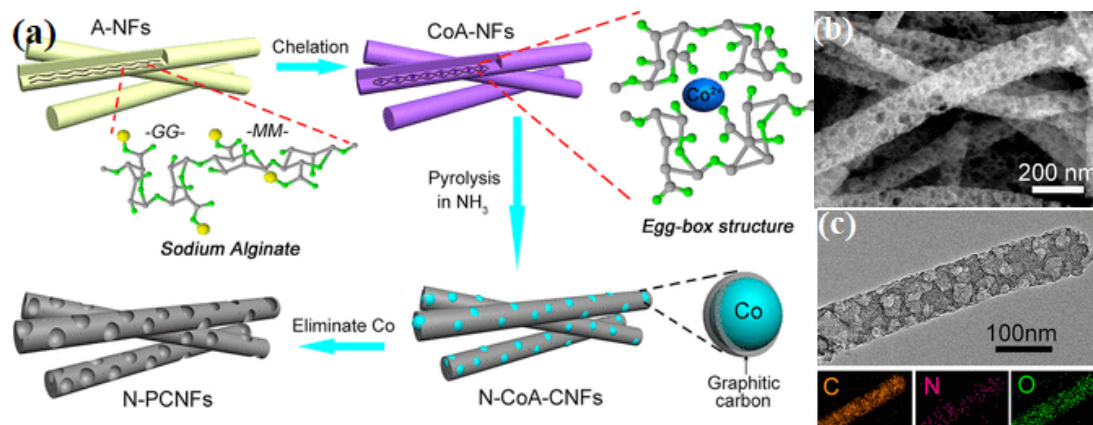


Figure 5. (a) Schematic Illustration; (b) SEM images of N-doped porous carbon nanofibers; (c) Low-magnification TEM image of N-doped porous carbon nanofibers. Reproduced with permission from Ref. [41]

Owing to the composition of protein and inorganic calcium carbonate, the carbon materials created from crab shell^[42] always had abundant N and O atoms. Zhang *et al.*^[43] prepared monolithic carbon fiber codoped with N and O from a filamentous fungus through filtration and pyrolysis process. The fibers can adhere to each other, which is favorable to form membrane and aerogel. The carbon fiber monolith can improve the cyclability of Li-S batteries. Considering

the morphological collapse of pure biomass-based carbon fibers, Dai *et al.*^[44] imitated the covalent-bond connection in natural trees and used isophorone diisocyanate to link lignin and cellulose-acetate through a covalent-bond. The covalent-bond which connecting lignin and cellulose-acetate is formed by the urethane reaction of isocyanate group and hydroxyl group. A carbon fiber was finally fabricated through electrospun lignin/cellulose. Natural cattail fibers

were also used to fabricate activated carbon fibers. The effect of activation temperature on the structures and electrochemical performances were investigated. The carbon fibers showed excellent electrochemical performance^[45].

3.3 Tubes

Compared with fibers, tubes provide much larger interface contact with electrolyte, which is very important to enhance energy storage. Cotton fibers are typical hollow porous tubular materials. The hollow tube structure can still inherit after carbonization and activation^[46,47]. The carbon tubes obtained from cottons usually have several millimeters in length and large amount of nanopores on the fiber walls. The special structure offers ultra-long pathway for ions transmission and enable fast ion transport across the walls. Natural cotton fibers with diameters of 10-20 μm and a hollow structure is observed (**Figure 6a**)^[48]. The carbonization process reduced the fiber diameter to 5-10 μm (**Figure 6b-6d**). The hollow tubular structure favored the transport of the electrolyte and reduces the ions diffusion distance. Poplar^[49], willow^[50] and dandelion catkins^[51] are also used as precursor to prepare tubular carbon structure through carbonization. In particular, the tube surface from dandelion-based carbon became shrink and wrinkled. Pomelo peel was used to prepare foam-like carbon plates by

carbonization and KOH activation^[52]. The hollow tubes with diameter of 20-50 μm are interwoven and form a macroporous network, providing a path for electrons transmission and ions penetration.

Some seeds, such as willow catkins^[53,54], poplar catkins^[55], with hollow and thin-walled tubular structure can be used to fabricate heteroatoms-doped carbon tubes. Zhao *et al.*^[56] prepared B and N co-doped carbon tube bundle covered with hierarchical pores using dandelion fluff as precursor through carbonization and KOH activation. SEM images proved a thin-wall and hollow bundled structure (**Figure 6f-6g**). Owing to the hollow bundles, the electrode had a high energy density of 12 $\text{Wh} \cdot \text{L}^{-1}$.

Hard carbon micro-nano tubes have been prepared by pyrolysis of hollow tube structured kapok fibers at 1200-1400 oC. The obtained carbon tubes showed a good sodium storage performance^[57]. Considering the high energy consumption of high temperature carbonization, Liu *et al.*^[58] prepared porous carbon with interconnected pores and a well-maintained tubular structure through carbonation assisted with KOH-activation and Co^{2+} -catalysis at a mild pyrolysis temperature of 500 $^{\circ}\text{C}$ (**Figure 6h-6i**). In this case, natural parasol fluff with a tubular-structure were used as biomass precursor. The tubular structure played significant role for achieving high electrochemical performances.

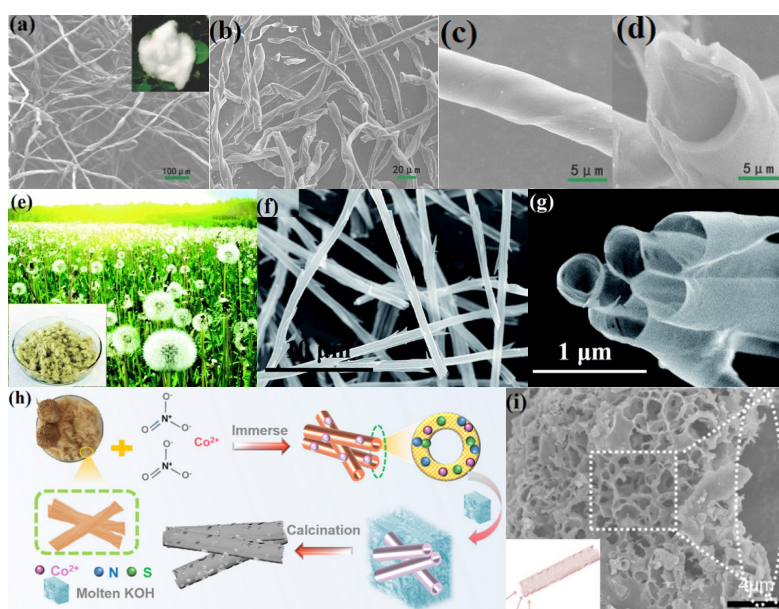


Figure 6. (a) SEM image of cotton; (b-d) carbonized cotton. Reproduced with permission from Ref. ^[48]; (e) Photographs of the dandelion; (f,g) SEM images of the B and N co-doped carbon tube bundle. Reproduced with permission from Ref. ^[56]; (h) Illustration of the synthesis process; (i) SEM images of NPF-500. Reproduced with permission from Ref. ^[58]

3.4 Hierarchical Porous Carbon

Carbon material with hierarchical porous structure can be fabricated from lignin^[59,60], lotus plumule^[61], plane tree fluff^[62], and pine cone flowers^[63]. The above plant-biomass derived hierarchical porous carbons always have honeycomb-like structures with the cells size of few microns. For example, hard carbon material with “honeycomb” morphology has been derived through direct carbonization of pine pollen^[64]. The obtained carbons have a honeycomb-like structure with lots of irregular pores (Figure 7a). TEM images (Figure 7b) proved the character of hard carbon containing unordered graphite microcrystals. Owing to the specific porous structure, the carbons show a high discharge capacity and outstanding rate performance. Fiber-like bacterial cellulose was used to fabricate honeycomb-like hierarchical structured carbon through KOH activation^[65]. KOH could cross-link bacterial cellulose

nanofibers, finally, the polycondensation process during carbonization turn the fiber to interlinked nanosheets morphology. The honeycomb-like carbons had interconnected cells of 50-100 nm with a thin wall of 1.5-3 nm (Figure 7c). Jiang and co-workers^[66] prepared a high-quality 3D graphene derived from biomass glucose through a novel zinc-assisted solid-state pyrolysis. The formation mechanism containing a tiering process induced metal zinc and a normal templating effect. Evaporative zinc promoted the carbonization of glucose and realized the in-situ regeneration of Zn. The 3D close-packed graphene construction is made up of polyhedral cells with 5-6 neighbors (Figure 7d). The cells size could be adjusted by modulating the size of zinc microspheres. The 3D graphene showed a high specific surface area of 1390-2020 m² · g⁻¹ by adjusting the glucose amount.

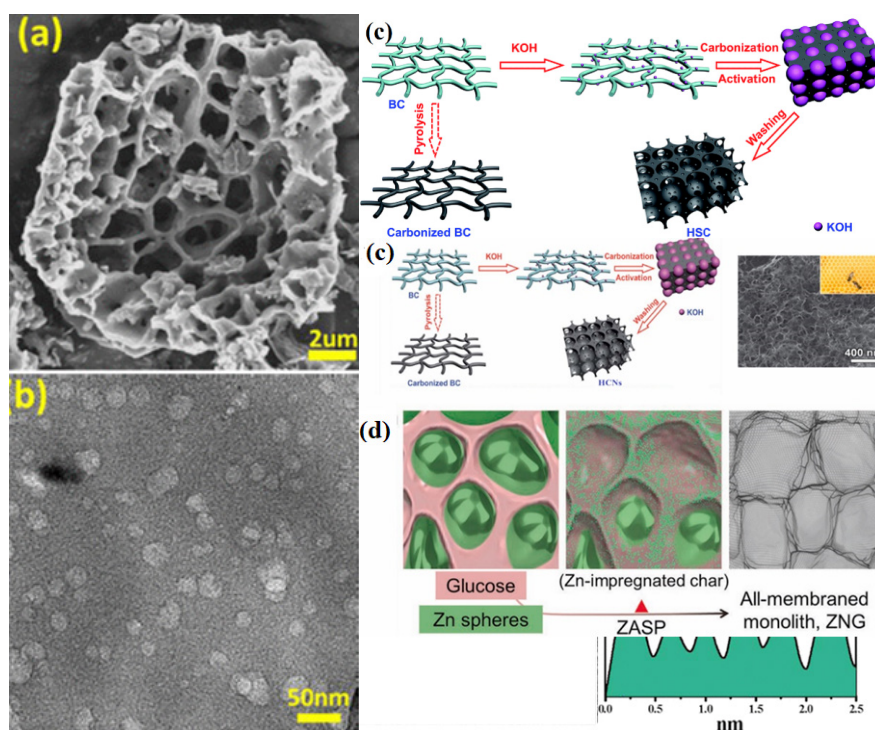


Figure 7. (a,b) SEM and TEM images of pine pollen. Reproduced with permission from Ref. ^[64]; (c) Scheme of the synthesis of honeycomb-like hierarchical structured carbon, reproduced with permission from Ref. ^[65]; (d) Schematic illustration of zinc-assisted solid-state pyrolysis route. Reproduced with permission from Ref. ^[66]

4. Applications

Biomass materials usually contain a large number of heteroatoms, such as nitrogen, sulfur, phosphorus, oxygen and other elements, thus, self-doped porous carbon materials are obtained after carbonization.

These heteroatoms can improve the wettability of carbon materials, increase the contact area between electrolyte ions and electrodes, and enhance their application value in electrochemical energy storage and conversion, such as supercapacitors, Li-S batteries,

alkali metal-ion batteries.

4.1 Supercapacitors

Utilizing waste biomass to prepare carbon electrode provide a sustainable cost-effective approach. Wang *et al.*^[67] prepared hierarchical porous carbon from sugarcane bagasse by a one-step pyrolytic activation method. Its rate performance was 81% in the current density range of 0.5-20 A · g⁻¹, and the assembled symmetric supercapacitor had a capacitance loss of only 4% after 10,000 cycles. They found that the pore size distribution has an important effect on

the electrochemical performance. Verma and co-workers^[68] assembled a solid-state supercapacitor using human hair derived activated carbon as electrode and egg white gel polymer in 1 M NaCl as electrolyte (**Figure 8**). The obtained hierarchical porous carbon had interconnected pores with a specific surface area of 1466 m² · g⁻¹ and high heteroatoms content of ~23%. The fabricated supercapacitor showed high capacitance of 491 F · g⁻¹ and a wide potential window of 1.5 V. A high energy density of 38.4 Wh · kg⁻¹ at 0.374 kW · kg⁻¹ and high cyclic stability can also be realized.

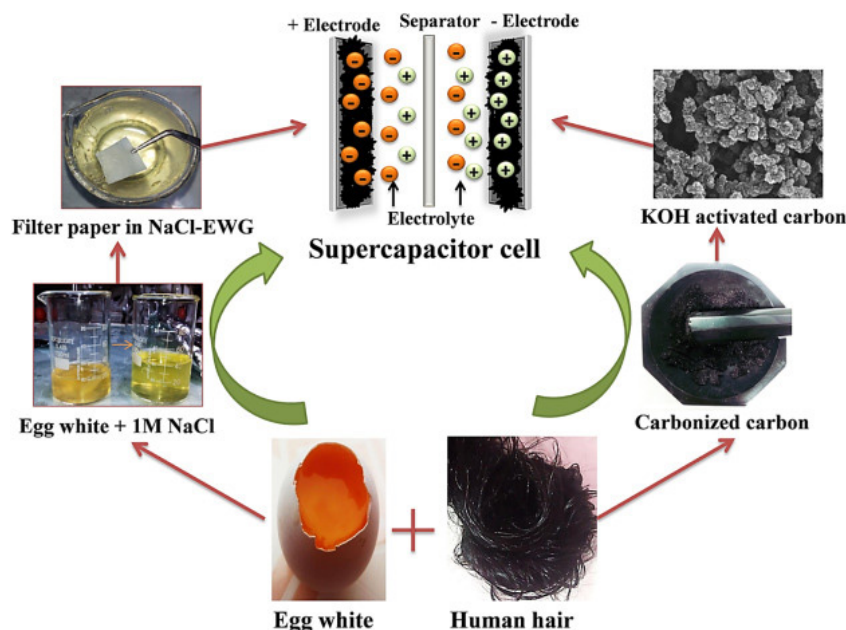


Figure 8. Supercapacitor device obtained from the human hair-derived activated carbon with egg white gel polymer electrolyte.

Reproduced with permission from Ref. ^[68]

Chitosan obtained by deacetylation of chitin is widely distributed in nature, such as in various insects and shellfish^[69,70]. The chitosan molecular chain has abundant amino and hydroxyl groups. Owing to its good biocompatibility, they have achieved some applications in the medical field. The large amount of heteroatoms in biomass, including P and N, are important to improve electrochemical performances^[71]. For example, Xin *et al.*^[72] prepared N-P co-doped hierarchical porous carbon with 9.81% of nitrogen elements by carbon-activation of chitosan and phosphoric acid. The high nitrogen doping content can enhance the active sites and increase the specific capacitance of the carbon material. Zhao *et al.*^[73] prepared chitosan boronic acid aerogel beads by freeze-drying. Subsequent carbonization created boron-nitrogen

co-doped porous carbon. The introduction of B element is useful for enhancing the wettability of the sample, which facilitates the diffusion of electrolyte and ion transport. Yang *et al.*^[74] prepared B/N co-doped porous carbon by using amino acid as a structural-directing agent to interact with chitosan and boric acid as the B source. When used as an electrode for all-solid-state supercapacitor, showing a large voltage window of 1.4 V. The specific capacitance of the carbon aerogels derived from durian and jackfruit is 591 F · g⁻¹ and 292 F · g⁻¹, respectively^[75]. Carbon nanofibers could be prepared by chitosan-fiber composite, Szabo *et al.*^[76] used a one-step carbonization method to fabricate an internet of self-doped ultra-fine multilayer porous carbon nanofibers through electrostatic spinning of chitosan/poly(ethylene

oxide) nanofibers. The unique ultrafine layered nanostructures and interconnected nitrogen-doped carbon structures resulted in excellent electrochemical properties. The composite of biomass-based carbon materials with metal compounds will greatly increase the specific capacitance of porous carbon, Song *et al.*^[77] prepared honeycomb nitrogen-doped carbon/bimetallic sulfide and oxide composite aerogels by freeze-drying and heat treatment of chitosan, cobalt nitrate, iron chloride, and thiourea. The material had a high specific capacitance of $2883 \text{ F} \cdot \text{g}^{-1}$ at $1 \text{ A} \cdot \text{g}^{-1}$.

4.2 Li-S Batteries

N-rich yeast cells was converted to nitrogen-doped hollow carbon microspheres through a self-template method^[78]. The layered porous carbon shells can strongly store soluble polysulphides, while the nitrogen improves electrical conductivity and efficiently adsorbs polysulphides. The capacity of the cell decreases 39.7% after 400 cycles. The N atom has received considerable attention due to the significant impact of N-doped carbon materials on the performance of batteries. Coconut shells are used to fabricate oxygenated sponge carbon^[79]. The obtained carbon has abundant -C=O and -OH groups which can react well with polysulphides and reserve the activity of sulphur. The use of oxygenated sponge carbon as a host for sulphur showed an excellent advantage in elevating capacity. The cell achieves a high capacity of $1500 \text{ mAh} \cdot \text{g}^{-1}$

even at high currents of 2C and maintains a capacity of $517 \text{ mAh} \cdot \text{g}^{-1}$ after 400 cycles. Remarkably, the structure of positive electrode remained after the cycling test. This oxygenated sponge carbon allows for a high utilization of sulphur and results in an excellent electrochemical stability.

Graphene oxide can be added to biomass-derived carbon to form an interconnected porous structure. Both physical confinement and chemisorption can effectively limit the diffusion of polysulfides. Li *et al.*^[80] coated graphene oxide on the nitrogen-enriched porous microspheres fabricated by yeast. Yu *et al.*^[81,82] prepared the N-doped carbon/graphene core-shell structure through electrostatic self-assembly of hair and graphene. Li and co-workers^[83] designed a three-dimensionally microchannel structure using carbonized wood and reduced graphene oxide and used as a host for high sulfur loading (**Figure 9a**). The aligned channel structure is suitable as a flexible material owing to its high conductivity and good structural stability (**Figure 9b-9c**). reduced graphene oxide conductive network facilitates electron transportation. In addition, the abundant oxygen-containing groups favor the chemisorption of polysulfides. When the sulfur loading reaches $21.3 \text{ mg} \cdot \text{cm}^{-2}$, the area capacity of the positive electrode can reach $15.2 \text{ mAh} \cdot \text{cm}^{-2}$ (**Figure 9d-9e**).

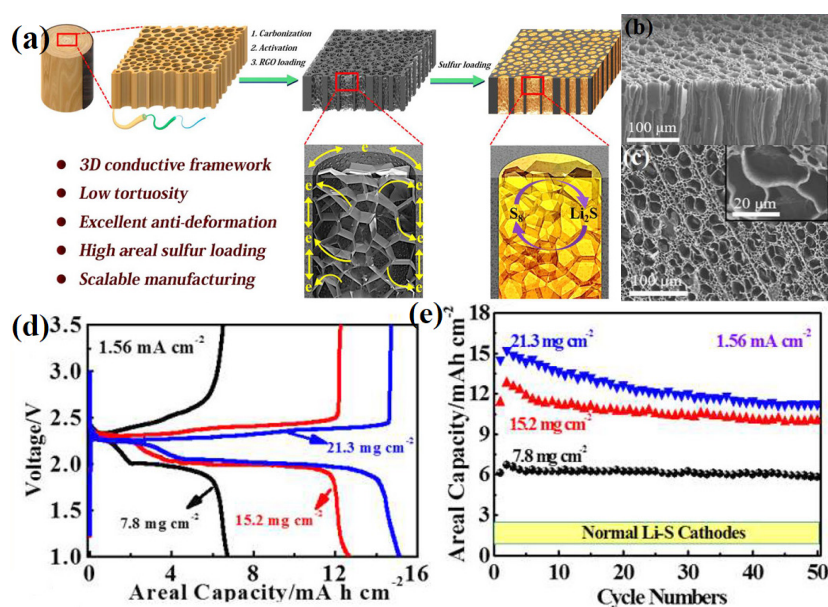


Figure 9. (a) Schematic illustration of the S@C-wood electrode; (b,c) SEM images of the C-wood composite; (d) GCD curves of the S@C-wood composite; (e) Cycling stability of the S@C-wood electrode. Reproduced with permission from Ref. ^[83]

4.3 Alkali Metal-ion Batteries

Hard carbon is considered to be the most attractive anode material for electrochemical sodium/potassium-ion storage. The conversion of biomass to hard carbons is of great interest^[84]. Chen and co-workers^[85] constructed porous carbon microspheres through hydrothermal of camellia shells. The carbon microspheres presented specific capacities of $250 \text{ mAh} \cdot \text{g}^{-1}$ and $264.5 \text{ mAh} \cdot \text{g}^{-1}$ at $100 \text{ mA} \cdot \text{g}^{-1}$ for sodium-ion batteries and potassium-ion batteries, respectively. The microporous structure and spherical morphology simulated an excellent cycle stability. Luo *et al.*^[86] activated longan shells to obtain a hierarchical micro-meso-macroporous carbon material. The unique hierarchical porous structure guarantees its high sodium-ion storage and cycle stability. Nitrogen-doped carbon microsphere derived from chitin was also used as potassium-ion batteries anode^[87]. The porous structure and a high level of N favors the K^+ adsorption and storage.

Carbon microfibers with a diameter of $\approx 2.5\text{-}6.5 \mu\text{m}$ was obtained through hydrothermal treatment

of bamboo chopsticks in alkaline solutions and a following carbonization process^[88]. The hollow and fibrous structure ensure a rapid ions transmission. The abundant pores formed in the surface increase the contact area of electrolyte and promote the reaction kinetics of the battery. MnO_2 nanowires was further grown on the carbon fiber' surface and a product of C/ MnO_2 NWs/carbon fibers was obtained as LIB anode. Owing to the unique structure, the C/ MnO_2 NWs/carbon fibers showed a high stability after 300 cycles. Carbon coated CoP/biomass carbon (CoP@C/BC) have been fabricated by growing CoC_2O_4 nanorod on the BC (**Figure 10a**)^[89]. The following phosphorization process induced rod-like CoP@C of $\sim 200 \text{ nm}$ in width and $1\text{-}3 \mu\text{m}$ in length (**Figure 10b**). The BC substrate offer high-speed channels for electron transport, and CoP nanocrystal shorten lithium ions transport path. The CoP@C/BC composite demonstrated good rate ability and excellent cycling stability with a capacity retention of 82.9% after 1000 cycles (**Figure 10d**).

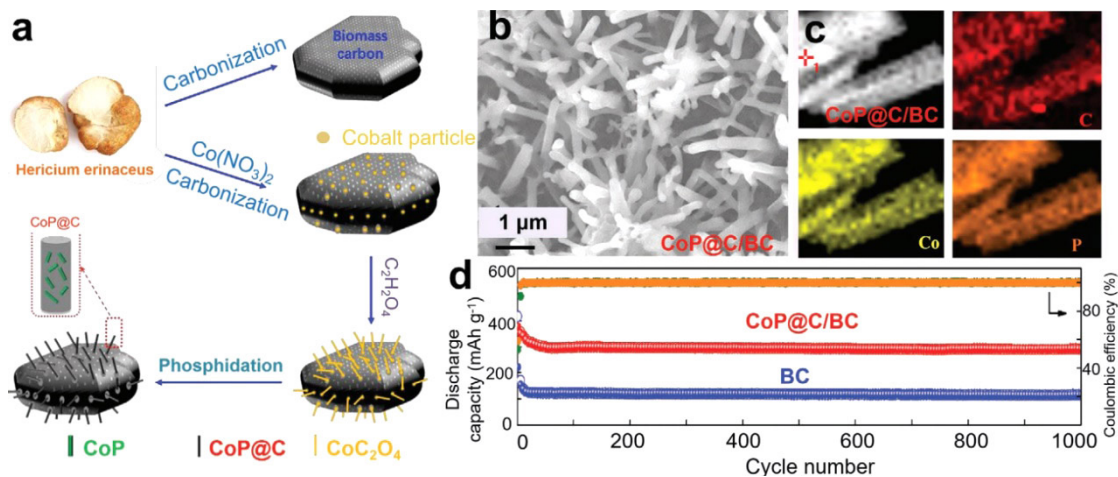


Figure 10. (a) Synthesis mechanism; (b) SEM image of CoP@C/BC; (c) C, Co, and P elements in CoP@C/BC; (d) The cycle performance of BC and CoP@C/BC at $1 \text{ A} \cdot \text{g}^{-1}$. Reproduced with permission from Ref. ^[89]

5. Conclusions and Outlook

Biomass-based carbon materials can be prepared using a variety of activation methods, different activators, such as KOH, Air, ZnCl_2 , H_3PO_4 , have been investigated. Biomass-derived carbon materials with various architectures, i.e. carbon sphere, carbon fibers, carbon tubes, carbon sheets, and hierarchical porous carbon have been fabricated as carbon framework to design electrodes for energy storage. They are widely

applied in supercapacitors, Li-S batteries, alkali metal-ion batteries, and so on.

Significant progress has been made in the fabrication of biomass-based carbon electrodes and applied as electrodes for energy storage. However, it still faces some challenges. For example, biomass usually has irregular morphology, so the size and shape of the pores are difficult to be adjusted precisely. The selection of a suitable preparation method is the key to

realize a high-behavior electrodes. The development of large-scale synthesis methods is very important toward the commercialization of energy storage systems with biomass-based carbon materials as electrodes. The use of green resources as raw materials for the fabrication of high-efficiency energy storage devices will be the mainstream direction of future development.

Acknowledgements

This work was supported by the Natural Science Foundation of Shandong Province (ZR2019QEM005), Project of Shandong Province Higher Educational Young Innovative Talent Introduction and Cultivation Team [Environment Function Material Innovation Team].

References

- [1] Kobina Sam D, Kobina Sam E and Lv X. Application of biomass-derived nitrogen-doped carbon aerogels in electrocatalysis and supercapacitors. *ChemElectroChem*, 2020;7(18):3695-3712. <https://doi.org/10.1002/celec.202000829>
- [2] Manasa P, Sambasivam S and Ran F. Recent progress on biomass waste derived activated carbon electrode materials for supercapacitors applications-a review. *Journal of Energy Storage*, 2022;54:105290. <https://doi.org/10.1016/j.est.2022.105290>
- [3] Wang Y, Hu YJ, Hao X, *et al.* Hydrothermal synthesis and applications of advanced carbonaceous materials from biomass: a review. *Advanced Composites and Hybrid Materials*, 2020;3:267-284. <https://doi.org/10.1007/s42114-020-00158-0>
- [4] Wang YY, Hou BH, Lü HY, *et al.* Hierarchically porous N-doped carbon nanosheets derived from grapefruit peels for high-performance supercapacitors. *ChemistrySelect*, 2016;1(7):1441-1447. <https://doi.org/10.1002/slct.201600133>
- [5] Mehare MD, Deshmukh AD and Dhoble SJ. Bio-waste lemon peel derived carbon based electrode in perspective of supercapacitor. *Journal of Materials Science: Materials in Electronics*, 2021;32(10):14057-14071. <https://doi.org/10.1007/s10856-020-06481-8>
- [6] Yu L, Hsieh CT, Keffer DJ, *et al.* Hierarchical lignin-based carbon matrix and carbon dot composite electrodes for high-performance supercapacitors. *ACS omega*, 2021;6(11):7851-7861. <https://doi.org/10.1021/acsomega.1c00448>
- [7] Hou J, Jiang K, Wei R, *et al.* Popcorn-derived porous carbon flakes with an ultrahigh specific surface area for superior performance supercapacitors. *ACS applied materials & interfaces*, 2017;9(36):30626-30634. <https://doi.org/10.1021/acsaami.6b12972>
- [8] Yi JL, Yu XH, Zhang RL, *et al.* Chitosan-based synthesis of O, N, and P codoped hierarchical porous carbon as electrode materials for supercapacitors. *Energy & Fuels*, 2021;35(24):20339-20348. <https://doi.org/10.1021/acs.energyfuels.1c03164>
- [9] Ranaweera CK, Kahol PK, Ghimire M, *et al.* Orange-peel-derived carbon: designing sustainable and high-performance supercapacitor electrodes. *C*, 2017;3(3):25. <https://doi.org/10.3390/c3030025>
- [10] Wang X, Yun S, Fang W, *et al.* Layer-stacking activated carbon derived from sunflower stalk as electrode materials for high-performance supercapacitors. *ACS Sustainable Chemistry & Engineering*, 2018;6(9):11397-11407. <https://doi.org/10.1021/acssuschemeng.8b01334>
- [11] Zou K, Deng Y, Chen J, *et al.* Hierarchically porous nitrogen-doped carbon derived from the activation of agriculture waste by potassium hydroxide and urea for high-performance supercapacitors. *Journal of Power Sources*, 2018;378:579-588. <https://doi.org/10.1016/j.jpowsour.2017.12.081>
- [12] Zhong Y, Xia X, Deng S, *et al.* Popcorn inspired porous macrocellular carbon: rapid puffing fabrication from rice and its applications in lithium-sulfur batteries. *Advanced Energy Materials*, 2018;8(1):1701110. <https://doi.org/10.1002/aenm.201701110>
- [13] Baruah J, Nath BK, Sharma R, *et al.* Recent trends in the pretreatment of lignocellulosic biomass for value-added products. *Frontiers in Energy Research*, 2018;6:141. <https://doi.org/10.3389/fenrg.2018.00141>
- [14] Kumari D and Singh R. Pretreatment of lignocellulosic wastes for biofuel production: a critical review. *Renewable and Sustainable Energy*

- Reviews*, 2018;90:877-891.
<https://doi.org/10.1016/j.rser.2018.03.111>
- [15] Yakaboylu GA, Jiang C, Yumak T, *et al.* Engineered hierarchical porous carbons for supercapacitor applications through chemical pretreatment and activation of biomass precursors. *Renewable Energy*, 2021;163:276-287.
<https://doi.org/10.1016/j.renene.2020.08.092>
- [16] Li D, Wang Y, Sun Y, *et al.* Turning gelidium amansii residue into nitrogen-doped carbon nanofiber aerogel for enhanced multiple energy storage. *Carbon*, 2018;137:31-40.
<https://doi.org/10.1016/j.carbon.2018.05.011>
- [17] Yang E, Chon K, Kim KY, *et al.* Pretreatments of lignocellulosic and algal biomasses for sustainable biohydrogen production: Recent progress, carbon neutrality, and circular economy. *Bioresource Technology*, 2023;369:128380.
<https://doi.org/10.1016/j.biortech.2022.128380>
- [18] Deng J, Xiong T, Wang H, *et al.* Effects of cellulose, hemicellulose, and lignin on the structure and morphology of porous carbons. *ACS Sustainable Chemistry & Engineering*, 2016;4(7):3750-3756.
<https://doi.org/10.1021/acssuschemeng.6b00388>
- [19] Chen S, Xia Y, Zhang B, *et al.* Disassembly of lignocellulose into cellulose, hemicellulose, and lignin for preparation of porous carbon materials with enhanced performances. *Journal of Hazardous Materials*, 2021;408:124956.
<https://doi.org/10.1016/j.jhazmat.2020.124956>
- [20] Divyashree A and Hegde G. Activated carbon nanospheres derived from bio-waste materials for supercapacitor applications-a review. *RSC Advances*, 2015;5(107):88339-88352.
<https://doi.org/10.1039/C5RA19392C>
- [21] Sun J, Wu Z, Ma C, *et al.* Biomass-derived tubular carbon materials: progress in synthesis and applications. *Journal of Materials Chemistry A*, 2021;9(24):13822-13850.
<https://doi.org/10.1039/D1TA02412D>
- [22] Gunasekaran SS and Badhulika S. High-performance solid-state supercapacitor based on sustainable synthesis of meso-macro porous carbon derived from hemp fibres via CO₂ activation. *Journal of Energy Storage*, 2021;41:102997.
<https://doi.org/10.1016/j.est.2021.102997>
- [23] Lei E, Li W, Ma C, *et al.* CO₂-activated porous self-templated N-doped carbon aerogel derived from banana for high-performance supercapacitors. *Applied Surface Science*, 2018;457:477-486.
<https://doi.org/10.1016/j.apsusc.2018.07.001>
- [24] Li Y, Pu Z, Sun Q, *et al.* A review on novel activation strategy on carbonaceous materials with special morphology/texture for electrochemical storage. *Journal of Energy Chemistry*, 2021;60:572-590.
<https://doi.org/10.1016/j.jechem.2021.01.017>
- [25] Maciá-Agulló JA, Moore BC, Cazorla-Amorós D, *et al.* Activation of coal tar pitch carbon fibres: physical activation vs. chemical activation. *Carbon*, 2004;42(7):1367-1370.
<https://doi.org/10.1016/j.carbon.2004.01.013>
- [26] Yang I, Jung M, Kim MS, *et al.* Physical and chemical activation mechanisms of carbon materials based on the microdomain model. *Journal of Materials Chemistry A*, 2021;9(15):9815-9825.
<https://doi.org/10.1039/D1TA00765C>
- [27] Ma L, Liu J, Lv S, *et al.* Scalable one-step synthesis of N, S co-doped graphene-enhanced hierarchical porous carbon foam for high-performance solid-state supercapacitors. *Journal of Materials Chemistry A*, 2019;7(13):7591-7603.
<https://doi.org/10.1039/C9TA00038K>
- [28] Zheng LH, Chen MH, Liang SX, *et al.* Oxygen-rich hierarchical porous carbon derived from biomass waste-kapok flower for supercapacitor electrode. *Diamond and Related Materials*, 2021;113:108267.
<https://doi.org/10.1016/j.diamond.2021.108267>
- [29] Gao F, Shao G, Qu J, *et al.* Tailoring of porous and nitrogen-rich carbons derived from hydrochar for high-performance supercapacitor electrodes. *Electrochimica Acta*, 2015;155:201-208.
<https://doi.org/10.1016/j.electacta.2014.12.069>
- [30] Viswanathan B, Neel PI and Varadarajan TK. Methods of activation and specific applications of carbon materials. In: Viswanathan B (editor). India: NCCR IIT Madras; 2009.p.1-160.
- [31] Hu Z and Vansant EF. A new composite adsorbent produced by chemical activation of elutrilithe with zinc chloride. *Journal of Colloid and Interface Science*, 1995;176(2):422-431.
<https://doi.org/10.1006/jcis.1995.9949>

- [32] Gao Y, Zheng S, Fu H, *et al.* Three-dimensional nitrogen doped hierarchically porous carbon aerogels with ultrahigh specific surface area for high-performance supercapacitors and flexible micro-supercapacitors. *Carbon*, 2020;168:701-709. <https://doi.org/10.1016/j.carbon.2020.06.063>
- [33] Wu Q, Hu J, Cao S, *et al.* Heteroatom-doped hierarchical porous carbon aerogels from chitosan for high performance supercapacitors. *International Journal of Biological Macromolecules*, 2020;155:131-141. <https://doi.org/10.1016/j.ijbiomac.2020.03.202>
- [34] Youssef NAE, Amer E, El Naga AOA, *et al.* Molten salt synthesis of hierarchically porous carbon for the efficient adsorptive removal of sodium diclofenac from aqueous effluents. *Journal of the Taiwan Institute of Chemical Engineers*, 2020;113:114-125. <https://doi.org/10.1016/j.jtice.2020.07.018>
- [35] Bassef E, Yang L, Cao M, *et al.* Molten salt synthesis of capacitive porous carbon from Allium cepa (onion) for supercapacitor application. *Journal of Electroanalytical Chemistry*, 2021;881:114972. <https://doi.org/10.1016/j.jelechem.2020.114972>
- [36] Zeng D, Dou Y, Li M, *et al.* Wool fiber-derived nitrogen-doped porous carbon prepared from molten salt carbonization method for supercapacitor application. *Journal of Materials Science*, 2018;53:8372-8384. <https://doi.org/10.1007/s10853-018-2035-8>
- [37] Wang G, Peng H, Qiao X, *et al.* Biomass-derived porous heteroatom-doped carbon spheres as a high-performance catalyst for the oxygen reduction reaction. *International Journal of Hydrogen Energy*, 2016;41(32):14101-14110. <https://doi.org/10.1016/j.ijhydene.2016.06.023>
- [38] Li Y, Wang S, Wang B, *et al.* Sustainable biomass glucose-derived porous carbon spheres with high nitrogen doping: as a promising adsorbent for CO₂/CH₄/N₂ adsorptive separation. *Nanomaterials*, 2020;10(1):174. <https://doi.org/10.3390/nano10010174>
- [39] Gaddam RR, Yang D, Narayan R, *et al.* Biomass derived carbon nanoparticle as anodes for high performance sodium and lithium ion batteries. *Nano Energy*, 2016;26:346-352. <https://doi.org/10.1016/j.nanoen.2016.05.047>
- [40] Li X, Cheng X, Gao M, *et al.* Amylose-derived macrohollow core and microporous shell carbon spheres as sulfur host for superior lithium-sulfur battery cathodes. *ACS Applied Materials & Interfaces*, 2017;9(12):10717-10729. <https://doi.org/10.1021/acsami.7b00672>
- [41] Li D, Lv C, Liu L, *et al.* Egg-box structure in cobalt alginate: a new approach to multifunctional hierarchical mesoporous N-doped carbon nanofibers for efficient catalysis and energy storage. *ACS Central Science*, 2015;1(5):261-269. <https://doi.org/10.1021/acscentsci.5b00191>
- [42] Shao H, Ai F, Wang W, *et al.* Crab shell-derived nitrogen-doped micro-/mesoporous carbon as an effective separator coating for high energy lithium-sulfur batteries. *Journal of Materials Chemistry A*, 2017;5(37):19892-19900. <https://doi.org/10.1039/C7TA05192A>
- [43] Zhang L, Wang Y, Peng B, *et al.* Preparation of a macroscopic, robust carbon-fiber monolith from filamentous fungi and its application in Li-S batteries. *Green Chemistry*, 2014;16(8):3926-3934. <https://doi.org/10.1039/C4GC00761A>
- [44] Dai Z, Cao Q, Liu H, *et al.* Biomimetic biomass-based carbon fibers: Effect of covalent-bond connection on performance of derived carbon fibers. *ACS Sustainable Chemistry & Engineering*, 2019;7(19):16084-16093. <https://doi.org/10.1021/acssuschemeng.9b02831>
- [45] Wang C, Bai L, Zhao F, *et al.* Activated carbon fibers derived from natural cattail fibers for supercapacitors. *Carbon Letters*, 2022;32(3):907-915. <https://doi.org/10.1007/s42823-022-00329-7>
- [46] Liu Y, Shi Z, Gao Y, *et al.* Biomass-swelling assisted synthesis of hierarchical porous carbon fibers for supercapacitor electrodes. *ACS Applied Materials & Interfaces*, 2016;8(42):28283-28290. <https://doi.org/10.1021/acsami.5b11558>
- [47] Cheng P, Li T, Yu H, *et al.* Biomass-derived carbon fiber aerogel as a binder-free electrode for high-rate supercapacitors. *The Journal of Physical Chemistry C*, 2016;120(4):2079-2086. <https://doi.org/10.1021/acs.jpcc.5b11280>
- [48] Li Y, Hu YS, Titirici MM, *et al.* Hard carbon microtubes made from renewable cotton as high-performance anode material for sodium-

- ion batteries. *Advanced Energy Materials*, 2016;6(18):1600659.
<https://doi.org/10.1002/aenm.201600659>
- [49] Wei Y. Activated carbon microtubes prepared from plant biomass (poplar catkins) and their application for supercapacitors. *Chemistry Letters*, 2014;43(2):216-218.
<https://doi.org/10.1246/cl.130837>
- [50] Xie L, Sun G, Su F, *et al.* Hierarchical porous carbon microtubes derived from willow catkins for supercapacitor applications. *Journal of Materials Chemistry A*, 2016;4(5):1637-1646.
<https://doi.org/10.1039/C5TA09043A>
- [51] Wang C, Huang J, Qi H, *et al.* Controlling pseudographitic domain dimension of dandelion derived biomass carbon for excellent sodium-ion storage. *Journal of Power Sources*, 2017;358:85-92.
<https://doi.org/10.1016/j.jpowsour.2017.05.011>
- [52] Dong Y, Wang W, Quan H, *et al.* Nitrogen-doped foam-like carbon plate consisting of carbon tubes as high-performance electrode materials for supercapacitors. *ChemElectroChem*, 2016;3(5):814-821.
<https://doi.org/10.1002/celec.201500519>
- [53] Zhang X, Zhang K, Li H, *et al.* Porous graphitic carbon microtubes derived from willow catkins as a substrate of MnO₂ for supercapacitors. *Journal of Power Sources*, 2017;344:176-184.
<https://doi.org/10.1016/j.jpowsour.2017.01.107>
- [54] Li Y, Wang G, Wei T, *et al.* Nitrogen and sulfur co-doped porous carbon nanosheets derived from willow catkin for supercapacitors. *Nano Energy*, 2016;19:165-175.
<https://doi.org/10.1016/j.nanoen.2015.10.038>
- [55] Su XL, Cheng MY, Fu L, *et al.* Superior supercapacitive performance of hollow activated carbon nanomesh with hierarchical structure derived from poplar catkins. *Journal of Power Sources*, 2017;362:27-38.
<https://doi.org/10.1016/j.jpowsour.2017.07.021>
- [56] Zhao J, Li Y, Wang G, *et al.* Enabling high-volumetric-energy-density supercapacitors: designing open, low-tortuosity heteroatom-doped porous carbon-tube bundle electrodes. *Journal of Materials Chemistry A*, 2017;5(44):23085-23093.
<https://doi.org/10.1039/C7TA07010A>
- [57] Yu Z E, Lyu Y, Wang Y, *et al.* Hard carbon micro-nano tubes derived from kapok fiber as anode materials for sodium-ion batteries and the sodium-ion storage mechanism. *Chemical Communications*, 2020;56(5):778-781.
<https://doi.org/10.1039/C9CC08221B>
- [58] Liu H, Liu H, Di S, *et al.* Advantageous tubular structure of biomass-derived carbon for high-performance sodium storage. *ACS Applied Energy Materials*, 2021;4(5):4955-4965.
<https://doi.org/10.1021/acsaem.1c00521>
- [59] Fan H, Zhou S, Wei Q, *et al.* Honeycomb-like carbon for electrochemical energy storage and conversion. *Renewable and Sustainable Energy Reviews*, 2022;165:112585.
<https://doi.org/10.1016/j.rser.2022.112585>
- [60] Yeon JS, Park SH, Suk J, *et al.* Confinement of sulfur in the micropores of honeycomb-like carbon derived from lignin for lithium-sulfur battery cathode. *Chemical Engineering Journal*, 2020;382:122946.
<https://doi.org/10.1016/j.cej.2019.122946>
- [61] Jiang S, Chen M, Wang X, *et al.* Honeycomb-like nitrogen and sulfur dual-doped hierarchical porous biomass carbon bifunctional interlayer for advanced lithium-sulfur batteries. *Chemical Engineering Journal*, 2019;355:478-486.
<https://doi.org/10.1016/j.cej.2018.08.170>
- [62] Zhang Y, Liu X, Wang S, *et al.* Interconnected honeycomb-like porous carbon derived from plane tree fluff for high performance supercapacitors. *Journal of Materials Chemistry A*, 2016;4(28):10869-10877.
<https://doi.org/10.1039/C6TA03826C>
- [63] Nagaraju G, Lim JH, Cha SM, *et al.* Three-dimensional activated porous carbon with meso/macropore structures derived from fallen pine cone flowers: a low-cost counter electrode material in dye-sensitized solar cells. *Journal of Alloys and Compounds*, 2017;693:1297-1304.
<https://doi.org/10.1016/j.jallcom.2016.10.015>
- [64] Zhang Y, Li X, Dong P, *et al.* Honeycomb-like hard carbon derived from pine pollen as high-performance anode material for sodium-ion batteries. *ACS Applied Materials & Interfaces*, 2018;10(49):42796-42803.
<https://doi.org/10.1021/acsaami.8b13160>

- [65] Shan D, Yang J, Liu W, *et al.* Biomass-derived three-dimensional honeycomb-like hierarchical structured carbon for ultrahigh energy density asymmetric supercapacitors. *Journal of Materials Chemistry A*, 2016;4(35):13589-13602. <https://doi.org/10.1039/C6TA05406D>
- [66] Jiang XF, Li R, Hu M, *et al.* Zinc-tiered synthesis of 3D graphene for monolithic electrodes. *Advanced Materials*, 2019;31(25):1901186. <https://doi.org/10.1002/adma.201901186>
- [67] Wang X, Cao L, Lewis R, *et al.* Biorefining of sugarcane bagasse to fermentable sugars and surface oxygen group-rich hierarchical porous carbon for supercapacitors. *Renewable Energy*, 2020;162:2306-2317. <https://doi.org/10.1016/j.renene.2020.09.118>
- [68] Verma KD, Sinha P, Ghorai MK, *et al.* Mesoporous electrode from human hair and bio-based gel polymer electrolyte for high-performance supercapacitor. *Diamond and Related Materials*, 2022;123:108879. <https://doi.org/10.1016/j.diamond.2022.108879>
- [69] Zhou J, Bao L, Wu S, *et al.* Chitin based heteroatom-doped porous carbon as electrode materials for supercapacitors. *Carbohydrate Polymers*, 2017;173:321-329. <https://doi.org/10.1016/j.carbpol.2017.06.004>
- [70] Abioye AM and Ani FN. Recent development in the production of activated carbon electrodes from agricultural waste biomass for supercapacitors: a review. *Renewable and Sustainable Energy Reviews*, 2015;52:1282-1293. <https://doi.org/10.1016/j.rser.2015.07.129>
- [71] Zhai Z, Ren B, Xu Y, *et al.* Nitrogen self-doped carbon aerogels from chitin for supercapacitors. *Journal of Power Sources*, 2021;481:228976. <https://doi.org/10.1016/j.jpowsour.2020.228976>
- [72] Xin X, Song N, Jia R, *et al.* N, P-codoped porous carbon derived from chitosan with hierarchical N-enriched structure and ultra-high specific surface Area toward high-performance supercapacitors. *Journal of Materials Science & Technology*, 2021;88:45-55. <https://doi.org/10.1016/j.jmst.2021.02.014>
- [73] Zhao Z, Xiao Z, Xi Y, *et al.* B, N-codoped porous C with controllable N species as an electrode material for supercapacitors. *Inorganic Chemistry*, 2021;60(17):13252-13261. <https://doi.org/10.1021/acs.inorgchem.1c01617>
- [74] Yang L, Wu D, Wang T, *et al.* B/N-codoped carbon nanosheets derived from the self-assembly of chitosan-amino acid gels for greatly improved supercapacitor performances. *ACS Applied Materials & Interfaces*, 2020;12(16):18692-18704. <https://doi.org/10.1021/acsami.0c01655>
- [75] Lee K, Shabnam L, Faisal SN, *et al.* Aerogel from fruit biowaste produces ultracapacitors with high energy density and stability. *Journal of Energy Storage*, 2020;27:101152. <https://doi.org/10.1016/j.est.2019.101152>
- [76] Szabó L, Xu X, Ohsawa T, *et al.* Ultrafine self-N-doped porous carbon nanofibers with hierarchical pore structure utilizing a biobased chitosan precursor. *International Journal of Biological Macromolecules*, 2021;182:445-454. <https://doi.org/10.1016/j.ijbiomac.2021.04.023>
- [77] Song G, Gai L, Yang K, *et al.* A versatile N-doped honeycomb-like carbonaceous aerogels loaded with bimetallic sulfide and oxide for superior electromagnetic wave absorption and supercapacitor applications. *Carbon*, 2021;181:335-347. <https://doi.org/10.1016/j.carbon.2021.05.044>
- [78] Xie Y, Fang L, Cheng H, *et al.* Biological cell derived N-doped hollow porous carbon microspheres for lithium-sulfur batteries. *Journal of Materials Chemistry A*, 2016;4(40):15612-15620. <https://doi.org/10.1039/C6TA06164H>
- [79] Chen ZH, Du XL, He JB, *et al.* Porous coconut shell carbon offering high retention and deep lithiation of sulfur for lithium-sulfur batteries. *ACS Applied Materials & Interfaces*, 2017;9(39):33855-33862. <https://doi.org/10.1021/acsami.7b09310>
- [80] Li Y, Cai Y, Cai Z, *et al.* Sulfur-infiltrated yeast-derived nitrogen-rich porous carbon microspheres@reduced graphene cathode for high-performance lithium-sulfur batteries. *Electrochimica Acta*, 2018;285:317-325. <https://doi.org/10.1016/j.electacta.2018.07.222>
- [81] Yu M, Li R, Tong Y, *et al.* A graphene wrapped hair-derived carbon/sulfur composite for lithium-sulfur batteries. *Journal of Materials Chemistry A*, 2015;3(18):9609-9615. <https://doi.org/10.1039/C5TA00651A>

- [82] Wang T, Zhu J, Wei Z, *et al.* Bacteria-derived biological carbon building robust Li-S batteries. *Nano Letters*, 2019;19(7):4384-4390. <https://doi.org/10.1021/acs.nanolett.9b00996>
- [83] Li Y, Fu KK, Chen C, *et al.* Enabling high-area-capacity lithium-sulfur batteries: designing anisotropic and low-tortuosity porous architectures. *ACS Nano*, 2017;11(5):4801-4807. <https://doi.org/10.1021/acs.nano.7b01172>
- [84] Kim K, Lim DG, Han CW, *et al.* Tailored carbon anodes derived from biomass for sodium-ion storage. *ACS Sustainable Chemistry & Engineering*, 2017;5(10):8720-8728. <https://doi.org/10.1021/acssuschemeng.7b01497>
- [85] Chen S, Tang K, Song F, *et al.* Porous hard carbon spheres derived from biomass for high-performance sodium/potassium-ion batteries. *Nanotechnology*, 2021;33(5):055401. <https://doi.org/10.1088/1361-6528/ac317d>
- [86] Luo D, Han P, Shi L, *et al.* Biomass-derived nitrogen/oxygen co-doped hierarchical porous carbon with a large specific surface area for ultrafast and long-life sodium-ion batteries. *Applied Surface Science*, 2018;462:713-719. <https://doi.org/10.1016/j.apsusc.2018.08.106>
- [87] Chen C, Wang Z, Zhang B, *et al.* Nitrogen-rich hard carbon as a highly durable anode for high-power potassium-ion batteries. *Energy Storage Materials*, 2017;8:161-168. <https://doi.org/10.1016/j.ensm.2017.05.010>
- [88] Jiang J, Zhu J, Ai W, *et al.* Evolution of disposable bamboo chopsticks into uniform carbon fibers: a smart strategy to fabricate sustainable anodes for Li-ion batteries. *Energy & Environmental Science*, 2014;7(8):2670-2679. <https://doi.org/10.1039/C4EE00602J>
- [89] Jiang J, Zhu K, Fang Y, *et al.* Coralloidal carbon-encapsulated CoP nanoparticles generated on biomass carbon as a high-rate and stable electrode material for lithium-ion batteries. *Journal of Colloid and Interface Science*, 2018;530:579-585. <https://doi.org/10.1016/j.jcis.2018.07.019>